DIMENSIONS & DATA CERTIFIED FOR:

Representative: Order:

Customer: Order:

Project:

Requirements:

By: Date:

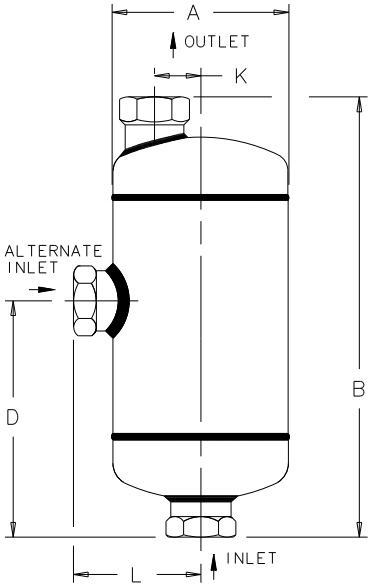

13 AV

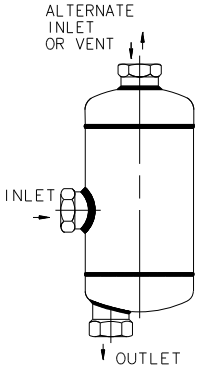

13 LD

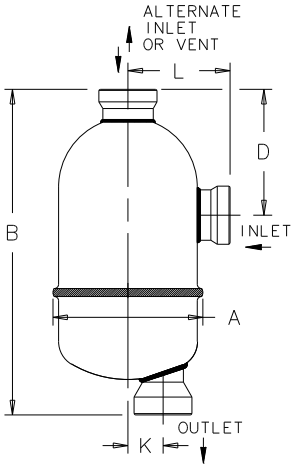

22 LD

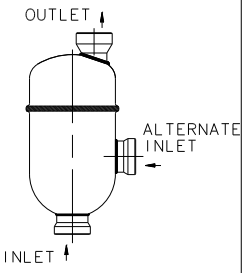

22 AV

Dimensions Are In Inches [mm]
B & D ±1/8 [3.2]

LIST OF MATERIALS:

NAME OF PART	MATERIAL
CAP & BODY	ASTM A240 T304L SS
VALVE SEAT/VALVE	17-4PH H900
FLOAT	ASTM A167 T304 SS
ADAPTER PLATE	ASTM A240 T304 SS
GUIDE PLATE ASS'Y	
LEVER ASS'Y	

TECHNICAL INFORMATION

MODEL NO.	13 AV/LD	22 LD/AV	
PIPE CONNECTIONS	1" NPT [DN25] & 1" SW	3/4 NPT [DN20]	3/4 SW
"A" (BODY DIA.)	4-1/2 [114]	3-7/8 [98]	
"B" (HEIGHT)	11-3/8 [289]	8-23/32[221.2]	8-13/32[213.6]
"D" (BOTTOM TO ℄ INLET)	6-1/8 [155]	3-3/8 [86]	
"K" (℄ OF TRAP TO ℄ OUTLET)	1-3/16 [30]	15/16 [24]	
"L" (℄ OF TRAP TO INLET)	3-9/32 [83]	2-5/8 [67]	
WEIGHT	7-1/2 lbs[3.4 kgs]	3-3/4 lbs [1.7 kgs]	

DESIGN INFORMATION

MAX. ALLOWABLE PRESSURE (VESSEL DESIGN)	570 psig @ 100°F [39 bar @ 38°C] 490 psig @ 500°F [34 bar @ 260°C]	600 psig @ 100°F [41 bar @ 38°C] 475 psig @ 500 °F [33 bar @ 260°C]

	MODEL TYPE
☐	13 AV
☐	13 LD
☐	22 LD
☐	22 AV

Armstrong www.armstronginternational.com	Product	ENGLISH	CD No.	Date
	13 AV/LD 22 LD/AV	WEB Y N ✓ Current CN21600	1086	2/11/09
			Rev; D Sht. 1	By; paulg